





Utility Locating Equipment


RIDGID® SEEKTECH® LOCATING RECEIVERS

RIDGID locating receivers give users an accurate and instantly intuitive way to locate sondes and trace utility lines. Powered by an omnidirectional antenna system and real-time signal processing, RIDGID receivers provide an easy-to-use visual mapping display that allows you to locate with confidence. Use with a SeeSnake® camera equipped with a sonde transmitter to locate the camera head during an inspection, or use with a line transmitter to find buried utilities.

	SeekTech SR-60	SeekTech SR-24	SeekTech SR-20	NaviTrack Scout®
				
Catalog No.	22163	44473	21893	19238
Omnidirectional Mapping Display	Yes	Yes	Yes	Yes
User-Defined Frequencies	Yes - All Available	Yes up to 35 kHz	Yes up to 35 kHz	No
Number of Active Line Trace Frequencies	All up to 490 kHz	All up to 35 kHz	All up to 35 kHz	3
Sonde Frequencies	All up to 490 kHz	All up to 35 kHz	All up to 35 kHz	4
Passive Search	OmniSeek (searches all passive bands at once)	OmniSeek (searches all passive bands at once)	OmniSeek (searches all passive bands at once)	50/60 Hz
Depth	Continuous	Continuous	Continuous	Semi-Continuous
Weight w/batteries	5.4 lb/2.5 kg	4.1 lb/1.9 kg	4 lb/1.8 kg	3 lb/1.4 kg
Bluetooth®	No	Yes	No	No
Power Source	4 C-cell	4 C-cell	4 C-cell	4 C-cell

RIDGID SEEKTECH LINE TRANSMITTERS

Accurately trace buried utilities by applying a signal with a RIDGID SeekTech ST series transmitter. All transmitters have multiple frequency options and are capable of applying a signal by direct connection and induction. Powerful 5 W and 10 W transmitters apply a strong signal for easy locates.

	SeekTech ST-330+	SeekTech ST-510	SeekTech ST-305
			
Catalog No.	49338	21903	21898
Max Power Output	10 W	10 W	5 W
Digital Display	Yes	Yes	No
Line Trace Frequencies	All up to 490 kHz	Selections up to 262 kHz	4
Inductive Frequencies	8 kHz or 33 kHz	4	3
Simultaneous Transmit 2 Line Frequencies	No	No	Yes
Weight w/ batteries	11.8 lb/5.4 kg (18 V) 12.5 lb/5.7 kg (D-cell)	7.9 lb/3.6 kg	2.9 lb/ 1.3 kg
Bluetooth®	Yes	No	No
Power Source	18 V/6 D-cell/External*	8 D-cell/External*	6 C-cell

*External power source is supplied by user



Find sondes (remote transmitters).



Direct connect to utility lines.



Find plastic pipe by tracing the push cable



Induce a signal to locate utilities.